



# ICONOGRAPHY

## GENSET MODEL NUMBER

KECSW55- O  
 ↓ Engine Make   ↓ Standby Power   ↓ Open Set

KEPSW500- S  
 ↓ Engine Make   ↓ Standby Power   ↓ Soundproof Enclosure

## ENGINE MANUFACTURER




CUMMINS

PERKINS

MTU

VOLVO PENTA

## SPECIFICATIONS




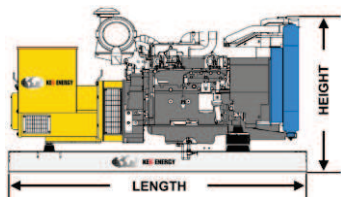
Open Set

Soundproof Set

Prime Power

Standby Power

## DIMENSIONS




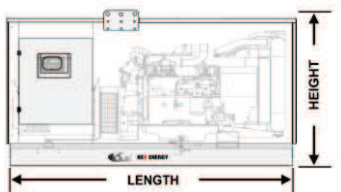
Genset Length

Genset Width

Genset Height

Genset Weight

## AUX. EQUIPMENT



Transfer Switch

Amperes

Deep Sea Electronics

Controller Type

# STANDARD GENSET EQUIPMENT

## STANDARD ALTERNATORS



Marelli Motori S.p.A.  
Italy



Emerson Group,  
Leroy Somer  
France



Cummins Generator  
Tech., Stamford  
United Kingdom



## STANDARD CONTROL PANEL



Deep Sea Electronics  
United Kingdom



**Main tension control** 3P+N  
**Generator Voltage control** 3P+N  
**Generator current control** 3P  
**Modes** Off, Auto, Test, Manual, Isla  
**4P**  
**Alarms and Alerts**  
 -Start Failure -Over-load  
 -Emergency Stop -Over-speed  
 -Oil Pressure -Voltage/Current Range  
 -High Water Pressure -Maintenance Date  
**Electric Parameters Display (LCD)**  
 -Main and Generator Voltage -Generator freq. & current  
 -Generator Power (kVA) -Generator Voltage  
**Other Displays**  
 - -Fuel level  
 Operating time

SPECIFICATION	
<b>DC SUPPLY</b>	<b>GENERATOR</b>
<b>CONTINUOUS VOLTAGE RATING</b> 8 V to 30 V Continuous	<b>VOLTAGE RANGE</b> 15 V - 330 V AC (5-40)
<b>DRAWING DROPOUTS</b> Able to survive 0 V for 30 min, providing supply rate of least 10 V before dropout and supply recovers to 5 V. This is achieved without the need for reserve batteries. LEDs and backlight will not be maintained during starting.	<b>FREQUENCY RANGE</b> 55 Hz to 75 Hz
<b>MAXIMUM OPERATING CURRENT</b> 340 mA at 12 V; 150 mA at 24 V	<b>MAGNETIC PICK UP</b> <b>VOLTAGE RANGE</b> +/- 0.5 V to 75 V
<b>MAXIMUM STANDBY CURRENT</b> 100 mA at 12 V; 50 mA at 24 V	<b>FREQUENCY RANGE</b> 10,000 Hz (max)
<b>CHARGE FAIL/EXCITATION RANGE</b> 0 V to 30 V	<b>DIMENSIONS</b>
<b>MAINS (UTILITY) DIESEL ONLY</b>	<b>OVERALL</b> 340 mm x 161 mm x 42 mm
<b>VOLTAGE RANGE</b> 15 V - 330 V AC (5-40)	<b>PANEL CUT-OUT</b> 220 mm x 160 mm
<b>FREQUENCY RANGE</b> 55 Hz to 75 Hz	<b>8.7" x 6.3"</b>
<b>OUTPUTS</b>	<b>MAXIMUM PANEL THICKNESS</b> 8 mm
<b>OUTPUT A (FUEL)</b> 15 A DC at supply voltage	<b>0.8"</b>
<b>OUTPUT B (START)</b> 15 A DC at supply voltage	
<b>OUTPUTS C &amp; D</b> 8 A 250 V (600 Hz)	
<b>AUXILIARY OUTPUTS E,F,G,H</b> 2 A DC at supply voltage	


## STANDARD CIRCUIT BREAKERS



Kes Energy circuit breakers provide superior performance in a compact package. They are used in cascade rated systems, allowing the use of lower interruption circuit breakers downstream, which lead to lower system cost. While meeting IEC60947-2 service and interrupting ratings, these breakers provide unmatched flexibility by employing a wide variety of trip units including fixed thermal & magnetic, adjustable thermal-fixed magnetic, adjustable thermal adjustable magnetic, and electronic options.

# KES ENERGY DIESEL GENSETS BY ENGINE MANUFACTURER

All models come with standard Deep Sea 7310 Control Panel Marelli, Stamford, or Leroy Somer Alternator and Circuit Breaker



All models listed are 1500rpm/400Vac/3 Phase

KES ENERGY MODEL	ENGINE MODEL					POWER	OPTIONS				CONTROLLER	
	Number	Make	Model	Power kWm	Cyl. no.	Disp. ltr.	At 50 Hz kVA Prime	Open	Enclosed	Freq.	RPM	Standard
KEPSW165		1006TAG2	150.5	6	6	150						
KEVSW165		TAD 731 GE	153	6	7.15	150						
KECSW176		6BTAA5.9G5	160	6	5.9	160						
KEVSW200		TAD 732 GE	179	6	7.15	180						
KEPSW200		1106C E66TAG4	180.4	6	6.6	185						
KEVSW220		TAD 733 GE	195	6	7.15	200						
KEVSW275		TAD 734 GE	250	6	7.15	250						
KEPSW275		1306C E87TAG6	224	6	8.7	250						
KECSW275		QSL9G3	257	6	8.8	250						
KEVSW300		TAD 940 GE	277	6	9.36	275						
KEMTSW300		6R 1600G10F	246	6	10.5	275						
KEMTSW330		6R 1600G20F	274	6	10.5	300						
KECSW330		QSL9G5	310	6	8.8	300						
KEVSW346		TAD 1341 GE	308	6	12.78	320						
KEVSW355		TAD 941 GE	323	6	9.36	325						
KEVSW385		TAD 1342 GE	343	6	12.78	350						
KEPSW400		2206A E13TAG2	368	6	12.5	350						
KECSW400		NTA855G4	351	6	14	370						
KEMTSW400		8V 1600G10F	325	8	14	370						

Dimensions and weight subject to change without prior notice



For more information, to request a technical specifications data sheet, or for tailor-made solutions, please contact KES ENERGY:

HEADQUARTERS (Italy) [info@kes-energy.it](mailto:info@kes-energy.it)

Dubai Office: [infodubai@kes-energy.it](mailto:infodubai@kes-energy.it)

Spain Office: [infospain@kes-energy.it](mailto:infospain@kes-energy.it)